

VitrA

VitrA V-Fix

Fit easily, forget confidently



VitrA

We progressively invest in essentially human spaces - the bathrooms.




The complete bathroom

VitrA designs and produces bathrooms that understand and satisfy both physical and emotional needs. The result is a complete bathroom that perfectly captures a coherent harmony between all the individual elements.



Inspiration for change

Making change in the bathroom begins with understanding human needs and desires, coupled with the creation of new and attractive choices. This results in a wealth of inspiration that gives consumers confidence to make the best decisions.



High powered perfection

Seven state-of-the-art factories around the world create and produce sophisticated ceramics, furniture, faucets and tiles, and maintain world-class standards - whilst progressively reducing Vitra's ecological footprint.



Collaboration with designers

Vitra works with acclaimed designers internally, and also around the world. Not only does the collaboration with this top talent improve product functionality, but it also introduces more creativity and originality.



Vitra's global footprint

Vitra's world-class bathroom designs are admired by customers around the world, through 2000 sales points, in over 75 countries, including 150 exclusive Vitra showrooms in Istanbul, London, Cologne, Moscow, Dubai, Mumbai, Delhi..



Innovation with style

The Vitra Innovation Centre serves as the headquarters of the brand's R&D activities, with a strong engineering team, leading the bathroom industry with human-centric solutions and technology.



Improved personal hygiene

Informed by extensive research, Vitra continuously improves its in-depth expertise in hygiene and cleanliness in the bathroom. These innovative technologies enhance human health and elevate the personal hygiene experience to new levels.



Bathrooms for our Planet

Vitra is committed to work for a sustainable future in all activities and to protect the balance of the environment, resources, society and business and follows the same approach across people, products, and production.

Index

• History of Vitra V-Fix	8 - 9
• Why Vitra V-Fix	10 - 27
• Vitra V-Fix	
• VPro	28 - 31
• V8, V12	32 - 35
• VUni	36 - 39
• Pre-wall cisterns	
• Vitrus	40 - 43
• RenoForm	44 - 47
• Vitra Metal Frames	48 - 51
• Vitra Control Panels	52 - 55
• Technical information	56 - 59

From over 20 years' experience to the future of bathrooms

VitrA strives for an excellence that goes way beyond the surface of our products. In fact, from design to production and customer service we aim for nothing less than perfection at every stage.

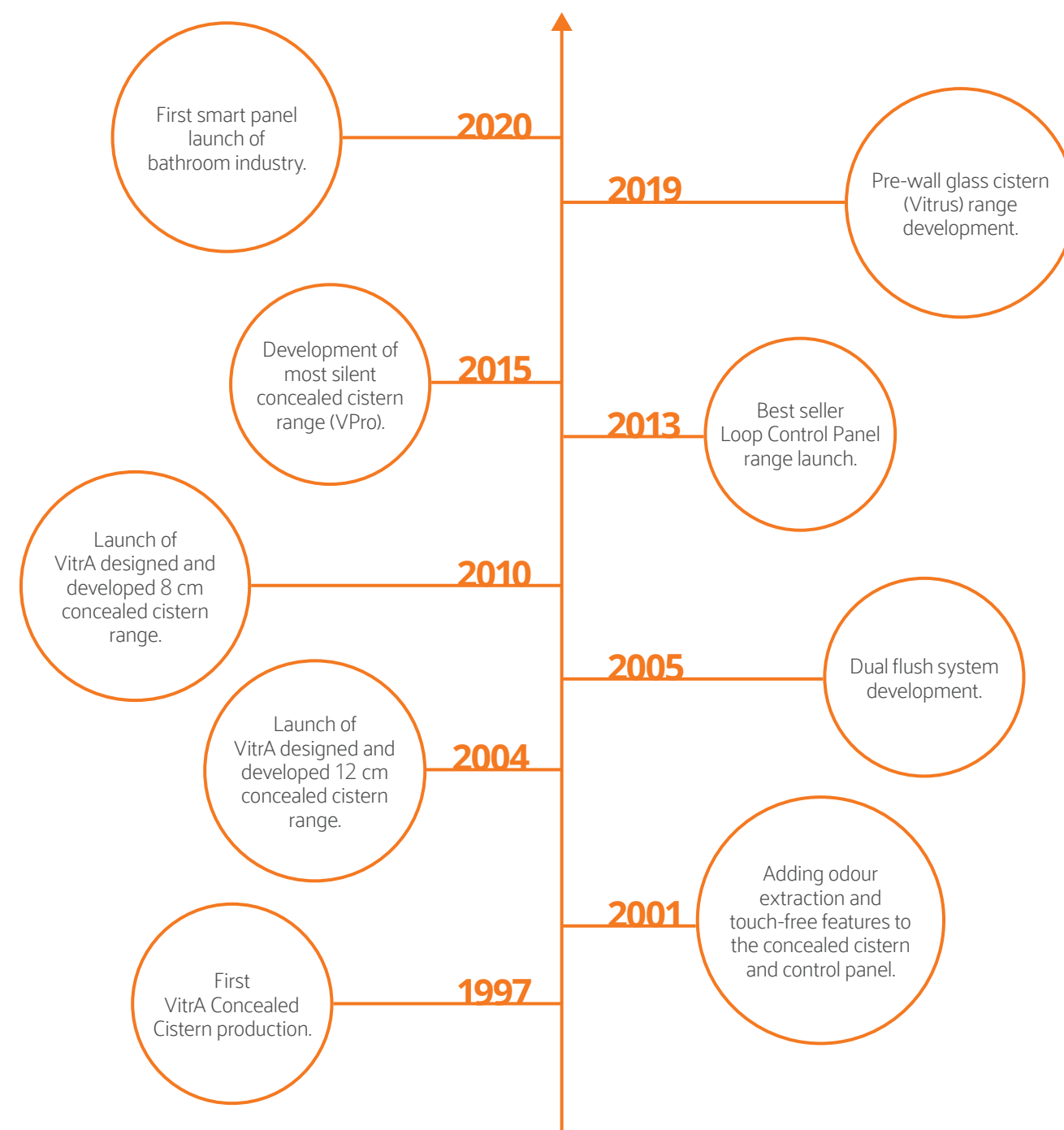
Thanks to our many continuous improvements, VitrA Concealed Cistern features provide added value to installations.

The solution hidden inside the wall changes and expands the perception of space, it still works accurately and quietly after decades as it did on installation. VitrA provides concealed cistern solutions for every wall and WC types with a strong flush and quick refilling – quiet, reliable and long term. Moreover, our history of many years engineering, rigorous internal tests and numerous external certification processes are what gives complete confidence in VitrA brand.

Also, VitrA V-Fix provide hygienic and reliable experiences for every bathroom thanks to their compatible assembly options. Benefit from our extended 10 year warranty for core products and retrofitting offer for conversion of up to 30-year-old concealed cisterns.



Highlights in VitrA V-Fix



Designs united with architecture

Pure and intuitive design language of products that is ergonomic and visually distinctive. All elements are styled to perfection.

Cisterns adapt all kinds of the wall with models that suitable for both brick and drywalls. It also provides aesthetic and reliable solutions for toilets including wall-mounted, back-to-wall, single, child and even squatting pans with different thickness options in V8, V12, and VPro series as 8 cm, 12 cm or 10.5 cm.

VitrA VUni series are developed for different height options and are ideal for small spaces. Moreover, the Vitrus and Renoform series offer easy access to an elegant looking bathroom for those who want to quickly transform their bathroom with a concealed cistern.

Choose different design, colour and functionality options with VitrA Control Panels that can operate using pneumatic, mechanic, touch-free or smart technology – the very first smart panel in the bathroom industry.



VitrA V-Fix

Fit easily, forget confidently



VitrASilent Concealed Cisterns



By special filling system the cistern filling sound does not exceed 19 db and stays in the range of valve group I. Thanks to the system that instantly cuts off the filled water, disturbing noises are prevented during the cutting process.

The styrofoam on the product provides extra insulation and so that provides a quiet use both in the bathroom and in the connected living quarters.



10 years guarantee and 30 years spare part availability

Qualified, durable, and sustainable Vitra products create highly functional and reliable solutions. The durability of Vitra V-Fix is backed up by Vitra's high technology standards and engineering. In addition to the 10-year warranty, a 30-year spare part supply guarantee is also provided for each concealed cistern. Vitra always allows the purchase of spare parts to maintain the continued function of a Vitra Concealed Cistern for up to 30 years from the manufacturer's date of sale.



Adjustable flush volume

With its inner tool settings, the adjustable flush in Vitra V-Fix reduces flush volume easily by changing the full flush volume to meet individual requirements. Good for the environment: Thanks to a real dual-flush system, the partial flush stays constant with a water-saving 2,5 or 3 litres.



Control panel flexibility

Control panels in different colours and designs provide functionality within elegance. In addition to pneumatic and mechanic control panels, touch-free panel options offers more hygienic solutions. On the other hand, the smart panel embodies Vitra as a pioneer in the sanitary sector.

Durable products, higher standards

VitrA V-Fix' durability and performance have been tested by international standards organisations and meets the DIN EN 14055 European standard for cisterns, and certified for many countries for long-lasting fault-free usage.



China
Water Efficiency
Label



Anqas Certification
- Malaysia Product
Certification



European
Committee for
Standardization



French Function,
Material and
Noise Standards
Compliance



TÜV LGA
Quality Test



Turkish
Standards
Institution



UK Water
Supply
Regulations
Compliance



Israel - SII

VitrA assurance in security and performance

VitrA Concealed Cistern developed with high technology undergoes quality, performance and reliability tests such as strength and stability, durability, resistance to temperature fluctuations, and resistance to frost and water contraction.



Leak test

All products undergo the leak test with the water filled into the cisterns at VitrA facilities.



Flow test

Discharge rate and water level are very important for a good cleaning. Therefore VitrA laboratories perform tests at regular intervals with international standard flow rates (2L/sec).



Overflow test

The part that acts as a safety valve in the discharge mechanism is the overflow pipe. This pipe is tested over and over again at different pressures, with incoming water at different intervals.



Weight test

Cisterns used with wall-mounted WC pans should support not only the user but also the force exerted by the person. Built-in cisterns are specially designed in laboratories and tested up to 500kg.



Function test

All products undergo functionality testing at VitrA production facilities and all functions are checked.



Life test

One of the most important measure of quality is longevity. VitrA Concealed Cistern products undergo world-class life tests. No part should stop performing even after 200,000 consecutive uses.



Perfect for bathroom design, ideal for quick and easy installation

With engineering behind, VitrA V-Fix are perfect products with their well-thought-out features that guarantee fault-free operation following many years of continuous improvement.



Highlights

- Statically self-supporting and durable up to 500 kg.
- Assembly options to dry and brick wall.
- Available for wall-mounted, back-to-wall, single WCs and also for squatting pans.
- 2.5/4 L and 3/6 L flushing options.
- Complies with sound insulation standards.

Powder-coated assembly steel frames.


The styrofoam coating over the body prevents condensation.

Conduit pipe for electrical cable transmission to conceal wiring for electrical products.

Bore holes for accommodating additional wall attachments in barrier-free toilet systems.

Sturdy, wide area crossbeams with junction box and wall connection parts for holding the ceramics securely.

Practical foot brakes for adjusting the module height allows one person assembly.



Stamped-in 1 metre mark, permanently visible and also provided as a sticker.

Easy access to interior parts during service opening.

The flexible PPRC body resistant to variations in temperature, breaking and cracking.


Conduit pipe for water supply connection in shower toilets

Integrated junction box for supplying power to electrical products.

Adjusted foot supports for floor projections of 0cm to 20 cm attachments.

Simply unpack and install

With cisterns of different thicknesses and heights, for easy and quick assembly done in a faultless way. In every thickness, there is a suite of options for different wall and WC types. The modules can be installed in homes as well as the hotel or healthcare sector.



Brick wall modules
Vitra V8, V12 concealed cisterns - the module for pre-wall brick wall. assembly.



Drywall modules
Pre-assembled sanitary installations for assembly in cavity wall systems, in metal or wooden stud walls, or free-standing in front of the wall.

Highlights

- Available for installation to brick or dry walls.
- Available in versions for VPro, V12, V8 cisterns with 10 cm, 12 cm and 8 cm thicknesses.
- Cisterns full pre-assembled and sealed.
- Lower installation height options of 82 cm and 98 cm in Vitra VUni cisterns.
- Available for wall-mounted, back-to-wall, single WCs and also for squatting pans.
- Metal construction frames are also available for washbasins, urinals and bidets.

Modules for every situation

Vitra V-Fix offer technological solutions for different requirements. Here are our most popular models:



V8, V12
Concealed cistern WC Frame for wall-mounted WC pans, with shower toilet conduits, wall and floor fitting.



V8, V12
Concealed cistern WC Frame for wall-mounted WC pans, with shower toilet conduit, floor fitting.



V8, V12
Concealed cistern WC Frame for wall-mounted WC pans, floor fitting.



V8, V12
Back to Back Concealed cistern WC Frame for wall-mounted WC pans, floor fitting.



VUni
Concealed cistern WC frame for wall-mounted WC pans, in 82cm and 98cm height options.




V8, V12
Concealed cistern for wall-mounted WC pans, adjustable thick metal brackets



V8, V12
Concealed cistern for wall-mounted WC pans, adjustable thin metal brackets.



V8, V12
Concealed cistern for wall-mounted WC pans, without metal brackets.



V8, V12
Concealed cistern for floor standing back-to-wall and child WC pans.



V8, V12
Concealed Cistern for squatting pans

Upgraded VitrA V-Fix for easy, quick and fault-free assembly

VitrA Concealed Cistern assembly is now easier and quicker with the latest innovations. Besides reducing installation times, building on VitrA engineering knowledge, VitrA V-Fix offer installers problem-free installation. Save time and money by spending less time on installation.

Wall connection fixing set

Quick assembly to the wall, with sensitive front depth and wall adjustment.


Height positioning markers

100 mm and 32 mm height stickers that provide accurate and easy cistern and WC installations without any need for measurement.



Reference markers

Marking drywall for quick installation by reference points on V stopper and protection box.



Adjustable clamp


Preventing incorrect assembly and giving a more durable installation via fitting clean water pipe.



Adjustable floor fitting

Adjust height easily and precisely, done by just one person.

3 water inlet options: From top, back and left.



Faster than ever flush plate installation

With easy fit, the flush plate can be installed in one go. Without adjustment or remeasuring, simply insert and lock in place. Insert the screws, push them through and tighten them with just a few turns.

Tool-free flex

Manual installation of flex with no need for tools. The O-ring inside the flex ensures it is leak proof.



Easy waste pipe assembly

Providing easy installation regardless of the distance between the drainage pipe and the concealed cistern.



Thanks to the levels on waste pipe, fixing clamp and adapter, the waste pipe can be moved 80 mm in total.



By attaching the adapter to the clamp, it is possible to pull through to the back.



With the adapter provided, 10 mm of movement is provided forward and backward in the pipe axis.



See the future of bathrooms

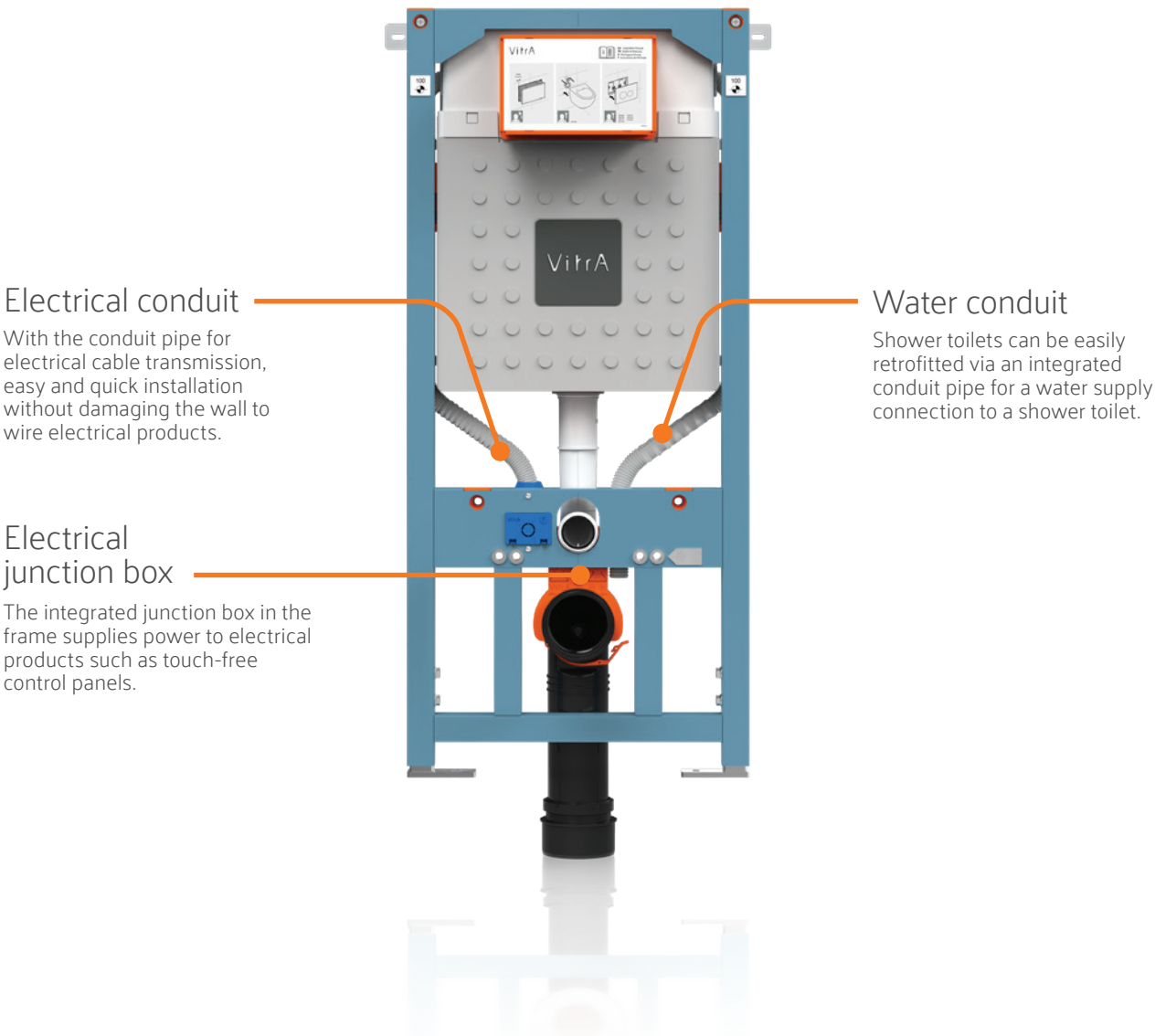
VitrA V-Fix upgrade the bathroom to a technological place, effortlessly.
The upgraded system allows customers to change their mechanical products to electrical ones easily without breaking the wall, even after years, with no problem.



Bathrooms are ready for the future with Vitra V-Fix

Vitra V-Fix optimally prepared for the comfort demands of today and tomorrow.
With the water and electrical conduit pipes, junction box and touch-free panels, shower toilets can easily be retrofitted without any need to damage walls. With conduit pipes for water connections and positions for electrical connection, just trust the technology beneath.

Vitra embodies the bathrooms of tomorrow and are pre-packed with technology, ready for smart products and to provide a universal shower toilet connection.



VitrA V8 and V12 Concealed Cisterns suitable modules for everywhere

VitrA's V8 and V12 Concealed Cisterns meet the requirements of every bathroom and construction project. With two different thickness options as 8 cm and 12 cm, V8 and V12 Concealed Cisterns have solutions for different wall and WC types in their ranges.



Fits in every way to everywhere

Either drywall or brick wall, Vitra V8 and V12 Concealed Cisterns fit everywhere with their range of product options. Besides having pneumatic and mechanical control panel usage options, V8 and V12 Concealed Cisterns also offer 2.5/4 L and 3/6 L flushing solutions.

The broad product options of V8 and V12 Concealed Cisterns fit not only wall-mounted WCs, but also back-to-wall, single WCs and even squatting pans.



Consisting two concealed cisterns with floor fitting.



Floor fitting cistern that is suitable for installation even there is no cavity wall.



Floor fitting cistern that is suitable for installation with cavity wall.



Concealed cistern with floor and wall fixation.



Concealed cistern with adjustable thick metal brackets.



Concealed cistern with adjustable thin metal brackets



Concealed cistern with adjustable thin metal brackets



Concealed cistern suitable for floor standing, child and single WCs.



Concealed cistern suitable for squatting pans.


VitrA VUni Concealed Cisterns

To install a wall-mounted WC below a window or under an inclined roof, the installation height of the cistern may cause a problem. Now, there is the perfect solution in the VitrA VUni cistern.





The flexible solution for a customized bathroom



Three installation heights

The newly developed Vitra VUni Concealed Cisterns which are one-piece body that is produced with blow-moulding technology can be installed at heights of 82cm, 98cm or 112cm which delivers outstanding flush performance every time. A water-saving dual flush conserves valuable resources and helps the cistern achieve maximum efficiency.

Child WC and back to wall WC pans, for our smallest users from kindergardens, primary schools or arcades we are offering Vitra VUni 98 cm height concealed cistern.

Top/front actuation

With a maximum depth of 21cm and minimum depth of 15.5cm, the Vitra VUni Concealed Cistern is compatible with all alcove situations. It can be connected to the water supply from either the back or the side and it's suitable with all Vitra mechanical control panels. Depending on the construction situation, the actuator plate that activates the flush can be installed to the top or front of the cistern. No special tools are required to install the cistern or install the actuator plate.

VitrA Vitrus Pre-wall Cisterns

With the VitrA Vitrus Pre-wall Cisterns, find the perfect solution for new construction or renovation. Installation takes less time and causes less construction dust and noise.





A new WC in just a few hours

Vitra Vitrus Concealed Cisterns facilitate the fast renewal of a complete WC system and are therefore also perfect for modernising older bathrooms with exposed cisterns. Installation can be carried out by a single plumber within a few hours and causes minimal construction dust and noise. Especially during bathroom renovations, Vitra Vitrus proves to be the perfect solution.

Cleverly designed, proven technology

A cistern with a water-saving dual flush and a connection to the water supply are located inside the Vitra Vitrus Cistern. Vitra provides a stepped straight connector for converting a floor-standing WC with a wall inlet to a wall-mounted WC.

Modern design and easy installation

With 115 cm x 50 cm x 12 cm dimensions and 2.5-4 L and 3-6 L flushing options, Vitra Vitrus sanitary module is compatible with wall-mounted and back-to wall WC pans. The front opening cover provides easy access while maintaining the wall in place. It has mechanic chrome flush plates, stop valve and bidet hand shower options with two colour options: black and white.

Quick and clean installation for renovations



- 2.5-4 L & 3-6 L flushing options.
- Complete unit with dual-flush technique and all connections.
- Suitable for all common wall-mounted and floor standing WCs, as well as Vitra V-Care shower toilet.
- Color options: Black, white.
- Mechanic chrome flush plate.
- The front opening cover provides easy access while maintaining the wall in place.
- Stop valve and wide hand shower alternatives.

VitrA Metal Frames offer solutions for all kind of construction

Whether this is work with a special client or in any construction situation, VitrA Metal Frames are here to help! They have alternative solutions for drywall to washbasin, urinal and bidet installation.

Metal frames are practically offer easy installation for built-in washbasin faucets, urinals, concealed mechanic and electronic washing systems.

They can also be configurable with all urinals and washbasins.



Suitable for every installation situation

With Vitra Metal Frames, there is always an alternative practical solution for drywall installations of washbasins, urinals and bidets.



VitrA Control Panels with different design, colour and function alternatives

VitrA Control Panels stand as matching components for cisterns with their form and function choice flexibility, suitable with all kinds of VitrA V-Fix.





Aesthetic and functional

Wide control panel range for the best choice in bathrooms design.

Smart Panel

V-Care

Mechanic

Liquid

Origin

Loop T

Loop O

Loop R

Root Round

Root Square

Touch Free

Vitra Pro

Loop T Touch-free

- Black
- Matt black
- Taupe
- White
- Mink
- Chrome
- Matt chrome
- Golden
- Brushed nickel
- Copper
- Brushed gold
- Indigo blue

V-Care Smart Panel




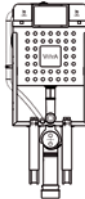
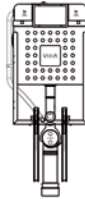

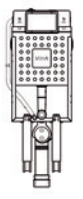
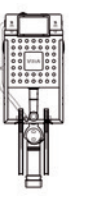




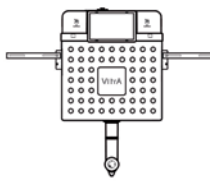




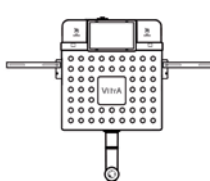











The V-Care Smart Panel is equipped with smart sensors, functions and specialised algorithms, it cares about people, workplaces and the environment. The mobile app allows personalisation as well as offering the option of monitoring WC usage to improve efficiency and economy in the workplace.


48

49


More options, easy choice


VitrA V-Fix provide easy choice of suitable products in the bathrooms by offering easy installation and maintenance.
Find the ideal products in the VitrA range which cover all infrastructure, WC and wall types.

Wall type		Construction systeem	WC type	Codes					
Back side	Front side			768-1850	768-1851	768-1800	762-1850	762-1851	762-1800
		-							
		-							
		-							
									
									


 Brick


 Cavity wall



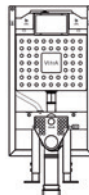
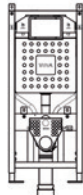

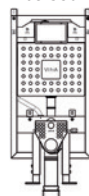
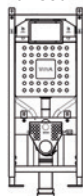
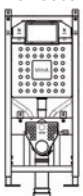


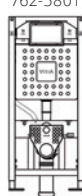
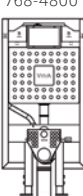
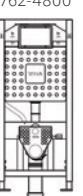
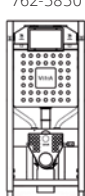

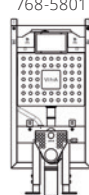

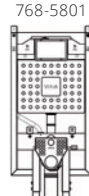
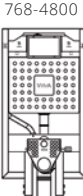
 Drywall

 (-) No construction system

 Wall-hung WC Pan


 Floor standing WC Pan

 Back to wall WC Pan

Wall type		Construction systeem	WC type	Codes					
Back side	Front side								
				768-5801 	762-5801 	762-5802 	762-5805 		
		—		768-5801 	762-5801 	762-5802 	762-5805 		
				768-5801 	762-5801 	768-4800 	762-4800 	768-5850 	762-5850 
				768-5801 	762-5801 	768-4800 	762-4800 		
				768-5801 	762-5801 	768-4800 	762-4800 		

 Brick

 Cavity wall



 Drywall





(—) No construction system

 Wall-hung WC Pan

 Floor standing WC Pan

 Back to wall WC Pan

Wall type		Construction sysytem	WC type	Codes			
Back side	Front side						
		-		768-4800 	762-4800 	768-5850 	762-5850 
		-		768-4800 	762-4800 		
		-		768-4800 	762-4800 		
				768-5801 	762-5801 	768-4800 	762-4800 
				768-5801 	762-5801 	768-4800 	762-4800 

 Brick
  Cavity wall
  Drywall
 (-) No construction system
  Wall-hung WC Pan
  Floor standing WC Pan
  Back to wall WC Pan

VitrA V-Fix offer
more great features with the latest developments.



Scan the code
to discover more.

VitrA